

High Power Thin-line LED Down Lights

High Power Thin-line LED Down Lights are a breakthrough in LED down light technology. Clever placement of SMD2835 LEDs around our diffusing glass lens provide brilliant and efficient LED lighting from a fixture that is only 1" (25mm) thick. High Power Thin-line LED Down Lights are designed for retrofit and new construction installations and are very simple to install. They are ideal for shallow ceiling plenums since no IC can or box is required above the fixture.



FEATURES

- Energy Star rated - up to 80% energy savings
- Dimmable to 5% with most ELV dimmers
- 120° beam spread
- Warm White and Neutral White color temperatures
- Two spring loaded clips to attach to any ceiling material
- cETLus listed for damp locations
- No IC can required, for direct contact with insulation and combustible materials
- Connects directly to 120V power supply
- Optional 347V Step-Down Transformer (non-dimmable)
- 50,000 hour life
- 5 year limited warranty
- Airtight
- cETLus and Energy Star listed

RESIDENTIAL APPLICATIONS

- Kitchens
- Pantries
- Laundry rooms
- Under soffits (outdoor)

COMMERCIAL APPLICATIONS

- Lobbies
- Hallways
- Banquet halls
- Elevators
- Stairways
- Retail
- Restaurants
- Office lighting
- Under cabinet
- In cabinet
- Wall mount for egress lighting
- Under soffits (outdoor)


SPECIFICATIONS

Electrical	Input: AC 100 - 120V 4" = 11W, 42V DC, 280mA constant current 6" = 15W, 42V DC, 350mA constant current 8" = 25W, 42V DC, 500mA constant current
Number of SMD2835 LEDs	4" = 72 6" = 120 8" = 192
LED Life	50,000 hours
Lumen Output	4" = 1068 WW, 1072 NW 6" = 1425 WW, 1483 NW 8" = 2575 WW, 2648 NW
Lumen Efficacy (LPW)	4" = 97 WW, 97 NW 6" = 95 WW, 99 NW 8" = 103 WW, 106 NW
Color Temperature	3000K / 4000K
CRI	> 80
Approvals	cETLus listed for damp locations, Energy Star rated

NOTE: Each fixture ships with one constant current power supply.

PRODUCT CODES

LVLDL - **HP** - **XX** - **YY** - **WH** - R

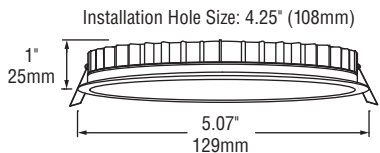


STEP-DOWN
TRANSFORMERS

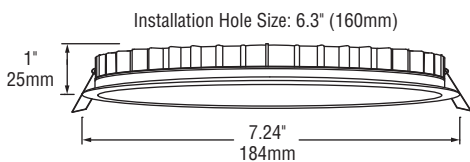
DLT-277

Step-down transformer
277/120V AC 25VA
(non-dimmable)

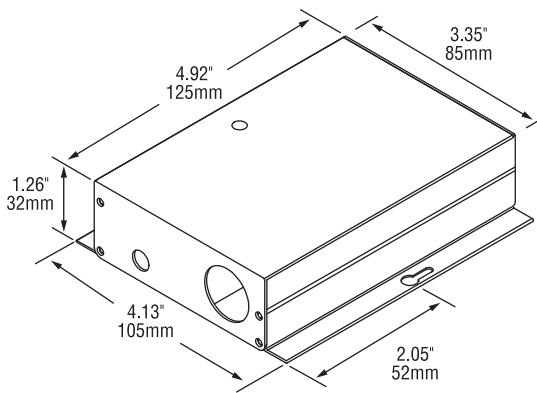
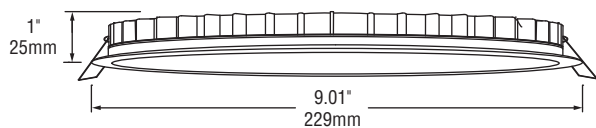
4" High Power Thin-line LED Down Light



6" High Power Thin-line LED Down Light



8" High Power Thin-line LED Down Light



High Power Remote Driver

CONSTRUCTION PLATES

