

# 3 COLOR TEMPERATURE LED THIN LINE DOWN LIGHTS

Designed for remodel and new construction, wet locations listed, Thin Line Downlights are a versatile and affordable choice for countless applications.

## Features

- ✓ Energy Star rated - up to 80% energy savings
- ✓ Dimmable to 5% with most standard dimmers
- ✓ 120° beam spread
- ✓ Adjustable color temperature 2700K/3000K/4000K
- ✓ Two spring loaded clips to attach to any ceiling material
- ✓ White finish
- ✓ Wet locations listed
- ✓ Temperature rating: -20°C-45°C
- ✓ No IC can required, for direct contact with insulation and combustible materials
- ✓ The driver is wired for 120V input
- ✓ 50,000 hour life
- ✓ 5 year limited warranty
- ✓ Airtight
- ✓ cETLus and Energy Star listed
- ✓ Interchangeable brushed nickel, black and bronze trim rings available *(sold separately)*

## Applications

- ✓ Kitchens & Pantries
- ✓ Laundry Rooms & Bathrooms
- ✓ Lobbies & Hallways
- ✓ Banquet Halls
- ✓ Elevators
- ✓ Retail lighting
- ✓ Restaurants
- ✓ Offices

Color Temperature: 2700K



Color Temperature: 3000K



Color Temperature: 4000K



**NSL**  
NATIONAL SPECIALTY LIGHTING  
YOUR TRUSTED LIGHTING PARTNER

[www.nslusa.com](http://www.nslusa.com)



# 3 COLOR TEMPERATURE LED THIN LINE DOWN LIGHTS

Designed for remodel and new construction, wet locations listed, Thin Line Downlights are a versatile and affordable choice for countless applications.

## Finish

White

## Trim Rings

Interchangeable brushed nickel, black and bronze trim rings available (sold separately). For more info, see page 9.

## Electrical

The driver is wired for 120V input

## Lamping

Adjustable color temperature 2700K/3000K/4000K  
Rated for 50,000 hrs., 80+ CRI

## Certification

cETLus listed for wet location

## Warranty

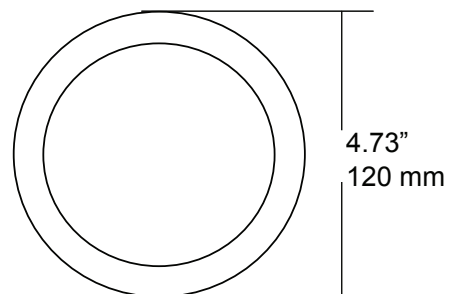
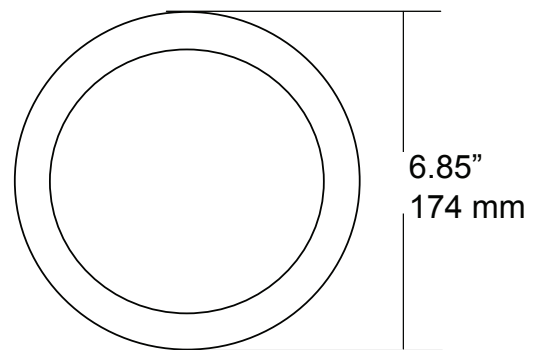
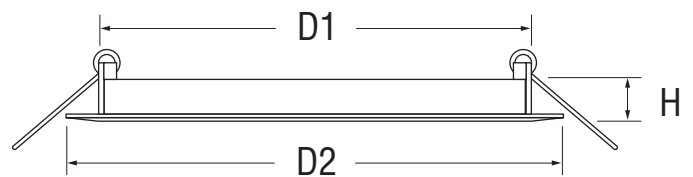
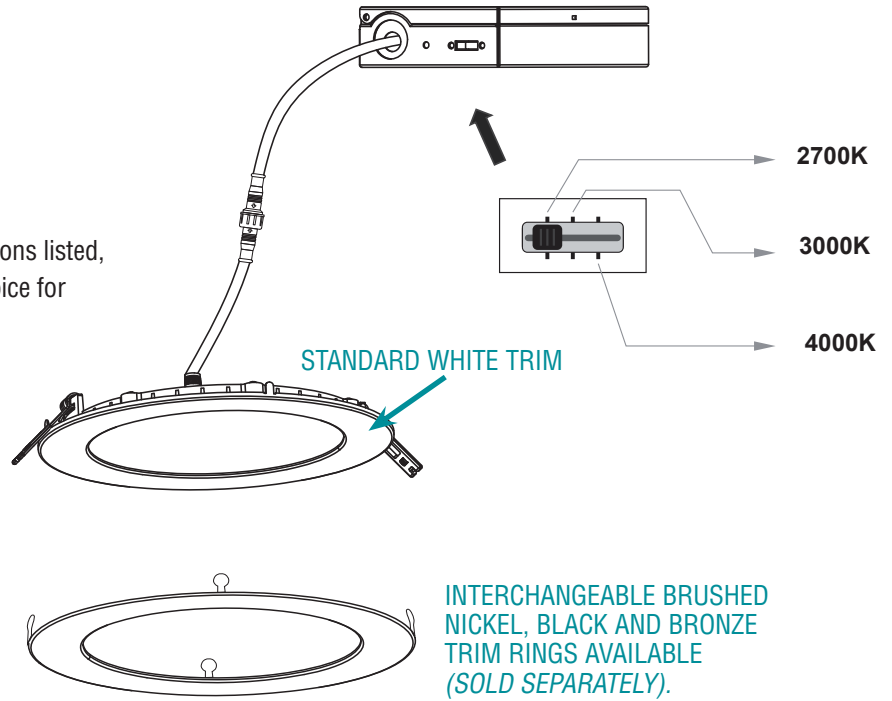
Limited warranty: This fixture is free from defects in materials and workmanship for a period of 5 years from date of purchase

**NOTE: Each fixture ships with one constant current power supply.**

## SPECIFICATIONS

### 3 Color Temperature LED Thin Line Down Lights

	4 inch 3-Color Temperature LED Thin Line Down Light	6 inch 3-Color Temperature LED Thin Line Down Light
Product Codes	LVLDL-04-CCT-WH-R-L3	LVLDL-06-CCT-WH-R-L3
Power Consumption (W)	9W	12W
Lumens		
2700K	686	935
3000K	728	975
4000K	749	978
Dimming	Yes	
Appearance Size D1 x D2 x H	4.17" x 4.73" x 0.5" (106mm x 120mm x 13mm)	6.14" x 6.85" x 0.5" (156mm x 174mm x 13mm)
Dimensions (J-Box) D1 x D2 x H	5.1" x 3.5" x 1.3" (129.6mm x 89mm x 33mm)	5.1" x 3.5" x 1.3" (129.6mm x 89mm x 33mm)
Installation Hole Size	4.33" (110mm)	6.54" (166mm)
Color Rendering Index	80+	
Input Voltage	120V	
Color Temperature	2700K 3000K 4000K	
Approved Location	Wet	



# LED SURFACE MOUNT DOWN LIGHTS

## Product Description

LED Surface Mount Down Light is a low-profile downlight intended for ceiling mount applications. Features driver on board (DOB) technology, with no external driver needed. These flush mount LED ceiling lights mount directly into a 4" junction box. Ideal for general LED Lighting in residential and commercial applications.

## Features

- ✓ Driver on Board Technology, provides a 120V alternating current source and eliminates the need for traditional LED driver
- ✓ Quick & easy to install on standard junction box, ceiling mount with mounting plate
- ✓ Die-cast aluminum housing
- ✓ Smooth and continuous dimming, dimmable with most standard dimmers
- ✓ Temperature rating: -20°C-40°C
- ✓ No light bulbs to replace or dispose
- ✓ Instant full brightness (including in sub-zero temperatures)
- ✓ 80+ CRI
- ✓ cETLus listed for wet locations
- ✓ Interchangeable brushed nickel, black and bronze trim rings available (sold separately)

## Construction

Housing is made from die-cast aluminum  
Matte white polycarbonate diffuser

## Finish

White

## Trim Rings

Interchangeable brushed nickel, black and bronze trim rings available (sold separately). For more info, see page 9.

## Diffuser

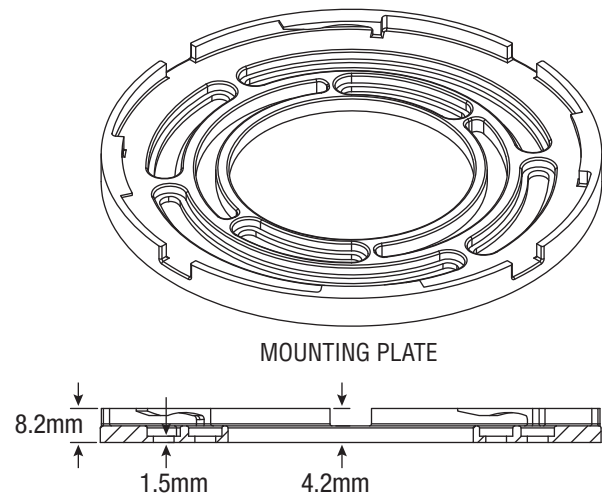
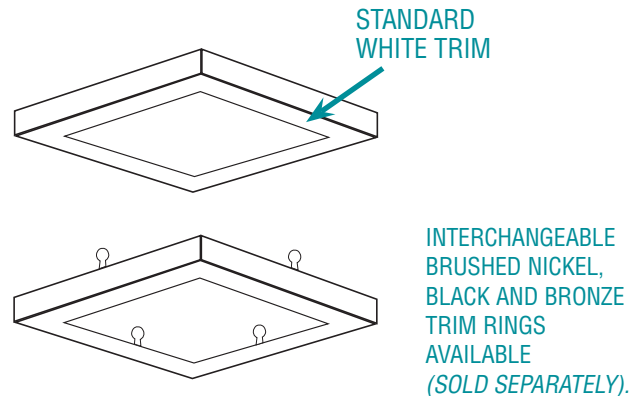
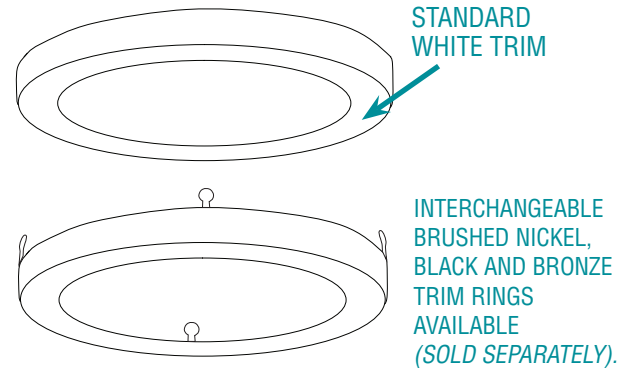
White polycarbonate diffuser

## Electrical

This unit is wired for 120V operation  
Dimmable with most standard dimmers

## Lamping

LED's are 3000K-4000K non-replaceable  
Rated for 50,000 hrs. 80+ CRI



## Certification

Fixtures are cETLus listed for wet locations

## Warranty

Limited warranty: This fixture is free from defects in materials and workmanship for a period of 5 years from date of purchase

## Includes

- (1) Surface mount fixture
- (1) Mounting plate
- (3) Wire Nuts
- (1) Fitting instruction
- (2) Wood screws

\*Specifications and dimensions subject to change without notice.

## SPECIFICATIONS

### Round LED Surface Mount Down Lights

	6 inch Round LED Surface Mount Down Light	8 inch Round LED Surface Mount Down Light	10 inch Round LED Surface Mount Down Light	12 inch Round LED Surface Mount Down Light
Product Codes	LVLDL-SR-06-XX-WH-L	LVLDL-SR-08-XX-WH-L	LVLDL-SR-10-XX-WH-L	LVLDL-SR-12-XX-WH-L
LED Color	White			
Color Temperature CCT	Warm White 3000K, Neutral White 4000K			
Input Voltage	120V			
Power Consumption (W)	11	14	17	22
<b>Lumens:</b> Warm White (WW) Neutral White (NW)	880 900	1000 1050	1200 1250	1800 1850
<b>Luminous Efficacy (LPW):</b> Warm White (WW) Neutral White (NW)	80 82	71 75	70 73	82 84
Color Rendering Index	>80			
Dimmable	Yes			
Life Span (hours)	50,000 hrs			
LEDs	Epistar			
Appearance Size	6" D x 1" H (152mm D x 25mm H)	8" D x 1" H (203mm D x 25mm H)	10" D x 1" H (254mm D x 25mm H)	12" D x 1" H (305mm D x 25mm H)

### Square LED Surface Mount Down Lights

	6 inch Square LED Surface Mount Down Light	8 inch Square LED Surface Mount Down Light	10 inch Square LED Surface Mount Down Light	12 inch Square LED Surface Mount Down Light
Product Codes	LVLDL-SS-06-XX-WH-L	LVLDL-SS-08-XX-WH-L	LVLDL-SS-10-XX-WH-L	LVLDL-SS-12-XX-WH-L
LED Color	White			
Color Temperature CCT	Warm White 3000K, Neutral White 4000K			
Input Voltage	120V			
Power Consumption (W)	11	14	17	22
<b>Lumens:</b> Warm White (WW) Neutral White (NW)	880 900	1000 1050	1200 1250	1800 1850
<b>Luminous Efficacy (LPW):</b> Warm White (WW) Neutral White (NW)	80 82	71 75	70 73	82 84
Color Rendering Index	>80			
Dimmable	Yes			
Life Span (hours)	50,000 hrs			
LEDs	Epistar			
Appearance Size	6" W x 1" H (152mm W x 25mm H)	8" W x 1" H (203mm W x 25mm H)	10" W x 1" H (254mm W x 25mm H)	12" W x 1" H (305mm W x 25mm H)

XX = LED Color: WW-3000K, NW-4000K