

LED THIN-LINE DOWN LIGHT GEN III

Thin-line LED Down Lights are a breakthrough in LED downlight technology. Designed for remodel and new construction, wet locations listed, Thin Line Downlights are a versatile and affordable choice for countless applications.

Features

- ✓ Energy Star rated - up to 80% energy savings
- ✓ Dimmable to 5% with most standard dimmers
- ✓ Ultra thin design
- ✓ Suitable for wet locations
- ✓ 120° beam spread
- ✓ No IC can required
- ✓ Temperature rating: -20°C-45°C
- ✓ Airtight
- ✓ The driver is wired for 120V input
- ✓ 50,000 hour life
- ✓ 5 year limited warranty
- ✓ cETLus, Energy Star
- ✓ Interchangeable brushed nickel, black and bronze trim rings available (*sold separately*)

Applications

- ✓ Kitchens & Pantries
- ✓ Laundry Rooms
- ✓ Bathrooms
- ✓ Lobbies
- ✓ Hallways
- ✓ Banquet Halls
- ✓ Elevators
- ✓ Retail lighting
- ✓ Restaurants
- ✓ Offices



NSL
NATIONAL SPECIALTY LIGHTING
YOUR TRUSTED LIGHTING PARTNER



LED THIN-LINE DOWN LIGHTS GEN III

Designed for remodel and new construction, wet locations listed, Thin Line Downlights are a versatile and affordable choice for countless applications.

Finish

White

Trim Rings

Interchangeable brushed nickel, black and bronze trim rings available (sold separately).

For more info, see page 9.

Electrical

The driver is wired for 120V input

Lamping

LEDs are 3000K (WW) and 4000K (NW)

Rated for 50,000 hrs., > 80 CRI

Certification

cETLus listed for wet location

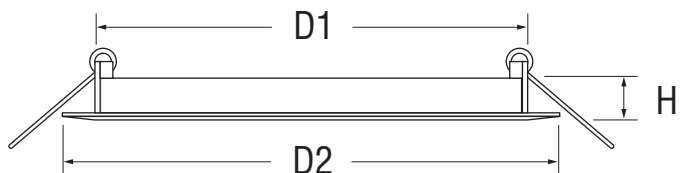
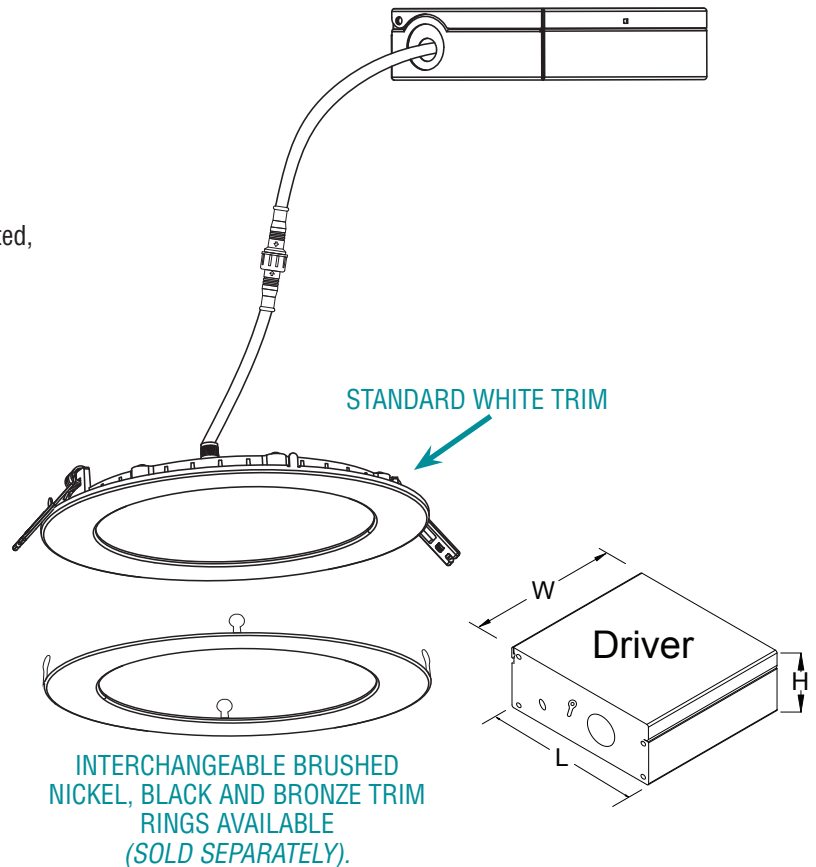
Warranty

Limited warranty: This fixture is free from defects in materials and workmanship for a period of 5 years from date of purchase

NOTE: Each fixture ships with one constant current power supply.

SPECIFICATIONS

LED Thin Line Down Lights Gen III



	3 inch Thin-line LED Down Light	4 inch Thin-line LED Down Light	6 inch Thin-line LED Down Light	8 inch Thin-line LED Down Light	10 inch Thin-line LED Down Light
Product Codes:	LVLDL-03-XX-WH-R-L3	LVLDL-04-XX-WH-R-L3	LVLDL-06-XX-WH-R-L3	LVLDL-08-XX-WH-R-L3	LVLDL-10-XX-WH-R-L3
LED Color	White				
Color Temperature	Warm White 3000K, Neutral White 4000K				
Input Voltage	120V				
Power Consumption (W)	6	9	12	15	20
No. SMD2835 LEDs	36	48	72	96	120
Lumens					
WW	487	701	1046	1152	1776
NW	492	719	1079	1276	1786
Color Rendering Index	80+				
Dimmable	Yes				
Life Span (hours)	50,000 hrs				
Appearance Size D1 x D2 x H	3.15" x 3.74" x 0.5" (80mm x 95mm x 13mm)	4.17" x 4.73" x 0.5" (106mm x 120mm x 13mm)	6.14" x 6.85" x 0.5" (156mm x 174mm x 13mm)	8.15" x 8.9" x 0.5" (207mm x 226mm x 13mm)	10" x 10.79" x 0.5" (254mm x 274mm x 13mm)
Installation Hole Size	3.35" (85mm)	4.33" (110mm)	6.54" (166mm)	8.27" (210mm)	10.31" (262mm)
Dimensions (J-Box) L x W x H	4.8" x 2.05" x 1.86" (122mm x 52mm x 47.3mm)	3.74" x 3.5" x 1.3" (95mm x 89mm x 33mm)	3.74" x 3.5" x 1.3" (95mm x 89mm x 33mm)	3.74" x 3.5" x 1.3" (95mm x 89mm x 33mm)	3.74" x 3.5" x 1.3" (95mm x 89mm x 33mm)

† XX = LED color: WW = Warm White (3000K), NW = Neutral White (4000K).

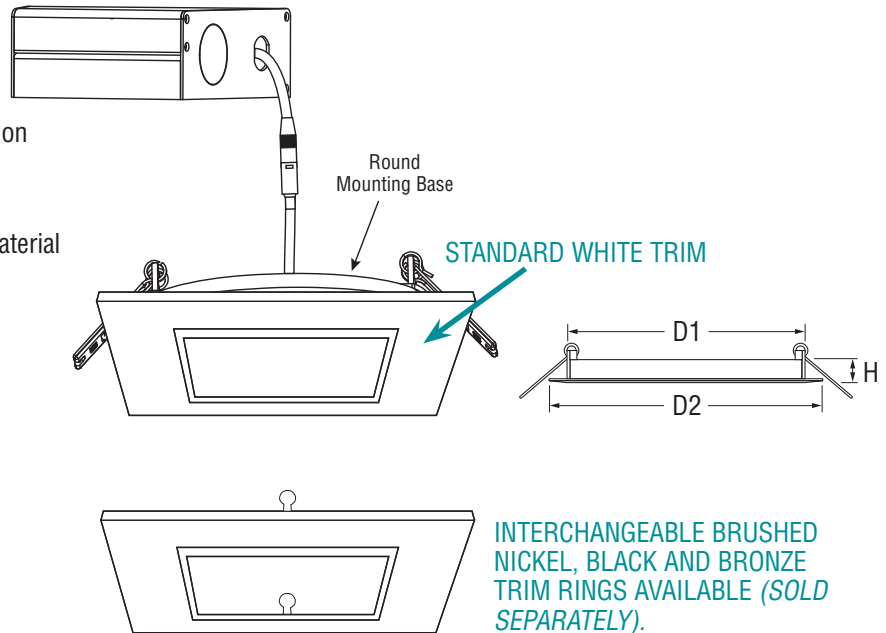
LED THIN-LINE SQUARE DOWN LIGHTS GEN III

Designed for remodel and new construction, wet locations listed, Thin Line Downlights are a versatile and affordable choice for countless applications.



Features

- ✓ Low profile, perfect for shallow ceiling plenums
- ✓ No IC can required, for direct contact with insulation and combustible materials
- ✓ 80+ CRI
- ✓ Two spring loaded clips to attach to any ceiling material
- ✓ 120 degrees beam spread
- ✓ Edge lit technology eliminates hot spots
- ✓ Temperature rating: -20°C-45°C
- ✓ 50,000 hours life
- ✓ Dimmable with most standard dimmers
- ✓ cETLus listed for wet locations
- ✓ Interchangeable brushed nickel, black and bronze trim rings available (*sold separately*)



Finish

White

Trim Rings

Interchangeable brushed nickel, black and bronze trim rings available (*sold separately*).

For more info, see page 9.

Electrical

The driver is wired for 120V input

Lamping

LEDs are 3000K (WW) and 4000K (NW)

Rated for 50,000 hrs., > 80 CRI

Certification

cETLus listed for wet location

Warranty

Limited warranty: This fixture is free from defects in materials and workmanship for a period of 5 years from date of purchase

NOTE: Each fixture ships with one constant current power supply.

SPECIFICATIONS

LED Thin Line Square Down Lights Gen III

	4 inch Thin-line Square Down Light	6 inch Thin-line Square Down Light
Product Codes	LVLDL-04S-XX-WH-R-L3	LVLDL-06S-XX-WH-R-L3
Power Consumption (W)	9W	12W
Lumens: Warm White (WW) Neutral White (NW)	627 704	962 1069
Dimming	Yes	
Appearance Size D1 x D2 x H	4.17" x 4.73" x 0.5" (106mm x 120mm x 13mm)	6.14" x 6.73" x 0.5" (156mm x 171mm x 13mm)
Dimensions (J-Box) L x W x H	3.74" x 3.5" x 1.3" (95mm x 89mm x 33mm)	3.74" x 3.5" x 1.3" (95mm x 89mm x 33mm)
Installation Hole Size	4.33" (110mm)	6.54" (166mm)
Color Rendering Index	80+	
Input Voltage	120V	
Color Temperature	3000K – 4000K	
LEDs	Epistar	
Power Factor	0.95	

† XX = LED color: WW = Warm White (3000K), NW = Neutral White (4000K).

NSL

NATIONAL SPECIALTY LIGHTING
YOUR TRUSTED LIGHTING PARTNER

www.nslusa.com