

LED TAPE LIGHT

High Power Indoor

Suitable for high ceiling coves or areas that require higher illumination. Commercial, retail, hospitality and residential applications.



HIGH POWER SINGLE COLOR LTP-20 SERIES



FEATURES

- 1 Bin
- 3 Step MacAdam Ellipse
- 3oz PCB board
- 3M Adhesive
- 50,000 hours life
- High brightness 5060 SMD LEDs
- Field cuttable
- Low power consumption
- Available in 20' (6.1m) and 100' (30.48m) spools (custom cuts available)
- Safe, 24V class 2 power supplies (sold separately)
- Fully dimmable with dimmable power supplies (sold separately)
- 20' spools come with 6 ft. pre-soldered power feeds
- 3 year limited warranty

APPLICATIONS

- Aisle and stairway lighting
- Cabinet and cove lighting
- Back lighting
- Showcase lighting
- Linear decorative lighting

SPECIFICATIONS

Electrical	24V DC, 4.3W/ft
LED Type	High Brightness 5060 SMD LEDs
Viewing Angle	120°
LED Life	50,000 hours to 70% initial lumen output
LED Spacing	16mm (0.63")
# of LEDs per foot (304mm)	18
Maximum Single Run	20'
Lumen Output	325 Lumens per ft 6500K 300 Lumens per ft 4000K 293 Lumens per ft 3500K 285 Lumens per ft 3000K 280 Lumens per ft 2700K
Efficacy	75 LPW 6500K, 70 LPW 4000K, 68 LPW 3500K, 66 LPW 3000K, 65 LPW 2700K
Custom Cuttable	1.3" (33mm)
Color Temperature	2700K, 3000K, 3500K, 4000K, 6500K
CRI	> 80 , >90 (H90)
Approvals	cETLus

PRODUCT CODES

90 CRI Product Codes

LTP - 20 - **YY** - H90

LED COLOR
3000K
3500K
4000K
6500K

20Ft spools

LTP - 20 - **YY**

LED COLOR
2700K
3000K
3500K
4000K
6500K
RD - Red
AM - Amber
GR - Green
BL - Blue

80 CRI Product Codes

100Ft spools

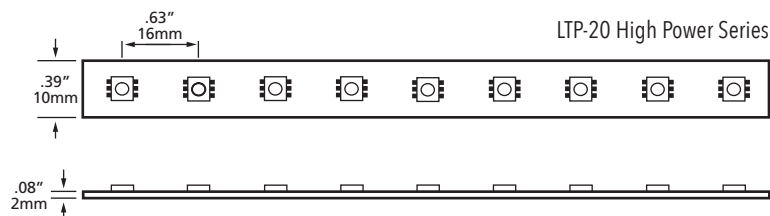
LTP - 100 - **YY**

LED COLOR
2700K
3000K
3500K
4000K
6500K
RD - Red
AM - Amber
GR - Green
BL - Blue

Custom cuts

LTP - XX - **YY**


LED COLOR
2700K
3000K
3500K
4000K
6500K
RD - Red
AM - Amber
GR - Green
BL - Blue



ACCESSORIES



LTP-001-6R
72" Power feed connector for single color indoor. Add "-L" to code for opposite end, add "-CM" for through wall connections.
LTP-001-12R
LTP-001-12L
12FT Power Feed Connector



LTP-001-6R-TB
LTP-001-6L-TB
6FT power feed connectors with TB terminal block
LTP-001-12R-TB
LTP-001-12L-TB
12FT power feed connectors with TB terminal block



LTP-002
In-line connector for single color indoor



LTP-TBC
Terminal block connector for power feed and in-line connections



LTP-STP-6IN
5.9" (15cm)
LTP-STP-2IN
2" (5cm)
LTP-STP-2
2' (61cm)
LTP-STP-12
12' (3.65m)
In-line connector for single color indoor



LTP-STP-6IN-TB
6" in line connector with TB terminal block
LTP-STP-2IN-TB
2" in line connector with TB terminal block
LTP-STP-2-TB
2FT in line connector with TB terminal block
LTP-STP-12-TB
12FT in line connector with TB terminal block



LMSII-001
Terminal block and junction box for connection to additional lengths of power cable if needed



LTP-010-S
Clear PVC mounting "U" channel



LTP-003-6DC
DC connector for LED Tape Light with 6" wire and DC connector



LV-SPIR-1CH-LV
PIR Motion Sensor, 1 Channel, 24V DC
NOTE: To be used with non dimmable drivers only

NOTE: See page 34-35 for the complete range of aluminum extrusions.

INDOOR/OUTDOOR DIMMABLE DRIVERS

TRE24L40DC

Max recommended load 36W or 8' LED Tape,
min 8W or 2' LED Tape
6.77" x 2.67" x 1.26" (171 x 68 x 32mm)

TRE24L96DC

Max recommended load 90W or 20' LED Tape,
min 8W or 2' LED Tape
6.77" x 2.67" x 1.26" (171 x 68 x 32mm)

NON DIMMABLE DRIVERS

LEDDR-24-120W

Indoor/Outdoor driver
Max. recommended load 90W or 20' (6.1m) per single tap,
120W or 27' (8.23m) combined two secondary taps.
120W hardwire
Input: 100 - 240V AC
Output: 24V DC
10" x 3 3/8" x 3 3/16" (254 x 85.7 x 80.9mm)

NON DIMMABLE PLUG IN DRIVERS

LMS-24-18W

LMS-24-60W

LED TAPE LIGHT

Low Power Indoor

Great choice for under cabinet and coves offering subtle lighting effects.



LOW POWER SINGLE COLOR LTP-20-LP SERIES



FEATURES

- 1 Bin
- 3 Step MacAdam Ellipse
- 3oz PCB board
- 3M Adhesive
- 50,000 hours life
- High brightness 5060 SMD LEDs
- Field cuttable
- Low power consumption
- Available in 20' (6.1m) and 100' (30.48m) spools (custom cuts available)
- Safe, 24V class 2 power supplies (sold separately)
- Fully dimmable with dimmable power supplies (sold separately)
- 20' spools come with 6 ft. pre-soldered power feeds
- 3 year limited warranty

APPLICATIONS

- Aisle and stairway lighting
- Cabinet and cove lighting
- Back lighting
- Showcase lighting
- Linear decorative lighting

SPECIFICATIONS

Electrical	24V DC, 2.2W/ft
LED Type	High Brightness 5060 SMD LEDs
Viewing Angle	120°
LED Life	50,000 hours to 70% initial lumen output
LED Spacing	32mm (1.26")
# of LEDs per foot (304mm)	9
Maximum Single Run	40'
Lumen Output	165 Lumens per ft 6500K 150 Lumens per ft 4000K 148 Lumens per ft 3500K 145 Lumens per ft 3000K 143 Lumens per ft 2700K
Efficacy	75 LPW 6500K, 68 LPW 4000K, 67 LPW 3500K, 66 LPW 3000K, 65 LPW 2700K
Custom Cuttable	6.5"
Color Temperature	2700K, 3000K, 3500K, 4000K, 6500K
CRI	> 80 , >90 (H90)
Approvals	cETLus

PRODUCT CODES

90 CRI Product Codes

LTP - 20 - **YY** - H90 - LP

LED COLOR

3000K
3500K
4000K
6500K

20Ft spools

LTP - 20 - **YY** - LP

LED COLOR

2700K
3000K
3500K
4000K
6500K
RD - Red
AM - Amber
GR - Green
BL - Blue

80 CRI Product Codes

100Ft spools

LTP - 100 - **YY** - LP

LED COLOR

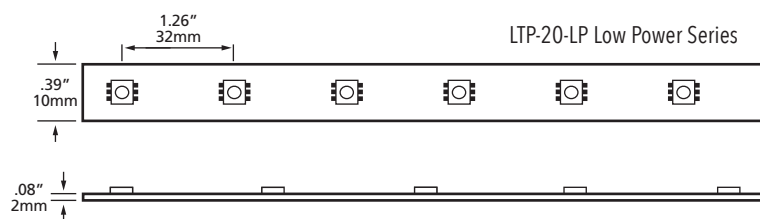
2700K
3000K
3500K
4000K
6500K
RD - Red
AM - Amber
GR - Green
BL - Blue

Custom cuts

LTP - **XX** - **YY** - LP

LED COLOR

2700K
3000K
3500K
4000K
6500K
RD - Red
AM - Amber
GR - Green
BL - Blue



ACCESSORIES



LTP-001-6R
72" Power feed connector for single color indoor. Add "-L" to code for opposite end, add "-CM" for through wall connections.

LTP-001-12R
LTP-001-12L
12FT Power Feed Connector



LTP-001-6R-TB
LTP-001-6L-TB
6FT power feed connectors with TB terminal block

LTP-001-12R-TB
LTP-001-12L-TB
12FT power feed connectors with TB terminal block



LTP-002
In-line connector for single color indoor



LTP-TBC
Terminal block connector for power feed and in-line connections



LTP-STP-6IN
5.9" (15cm)
LTP-STP-2IN
2" (5cm)
LTP-STP-2
2' (61cm)
LTP-STP-12
12' (3.65m)
In-line connector for single color indoor



LTP-STP-6IN-TB
6" in line connector with TB terminal block
LTP-STP-2IN-TB
2" in line connector with TB terminal block
LTP-STP-2-TB
2FT in line connector with TB terminal block
LTP-STP-12-TB
12FT in line connector with TB terminal block



LMSII-001
Terminal block and junction box for connection to additional lengths of power cable if needed



LTP-010-S
Clear PVC mounting "U" channel



LTP-003-6DC
DC connector for LED Tape Light with 6" wire and DC connector



LV-SPIR-1CH-LV
PIR Motion Sensor, 1 Channel, 24V DC
NOTE: To be used with non dimmable drivers only

NOTE: See page 34-35 for the complete range of aluminum extrusions.

INDOOR/OUTDOOR DIMMABLE DRIVERS

TRE24L40DC

Max recommended load 36W or 16' LED Tape,
min 8W or 4' LED Tape
6.77" x 2.67" x 1.26" (171 x 68 x 32mm)

TRE24L96DC

Max recommended load 90W or 40' LED Tape,
min 8W or 4' LED Tape
6.77" x 2.67" x 1.26" (171 x 68 x 32mm)

NON DIMMABLE DRIVERS

LEDDR-24-120W

Indoor/Outdoor driver
Max. recommended load 90W or 40' (12.1m) per single tap,
120W or 54' (16.46m) combined two secondary taps.
120W hardwire
Input: 100 - 240V AC
Output: 24V DC
10" x 3 3/8" x 3 3/16" (254 x 85.7 x 80.9mm)

NON DIMMABLE PLUG IN DRIVERS

LMS-24-18W

LMS-24-60W


HIGH DENSITY LED TAPE LIGHT

High Power Indoor

Ideal for display cabinets needing high illumination.
Can be used as a wall grazer offering great vertical illumination.



HIGH DENSITY SINGLE COLOR LTP-HD SERIES



FEATURES

- 1 Bin
- 3 Step MacAdam Ellipse
- 3oz PCB board
- 3M Adhesive
- 50,000 hours life
- High brightness 3528 Epistar LEDs
- Field cuttable
- Low power consumption
- Available in 16' (5m) and 100' (30.48m) spools (custom cuts available)
- 16' spools come with 6Ft pre-soldered power feeds
- Safe, 24V class 2 power supplies (sold separately)
- Fully dimmable with dimmable power supplies (sold separately)
- 3 year limited warranty

APPLICATIONS

- Aisle and stairway lighting
- Cabinet and cove lighting
- Back lighting
- Showcase lighting
- Linear decorative lighting

SPECIFICATIONS

Electrical	24V DC, 5.8 W/ft
LED Type	High Brightness 3528 Epistar LEDs
Viewing Angle	120°
LED Life	50,000 hours to 70% initial lumen output
LED Spacing	4.2mm (0.17")
# of LEDs per foot (304mm)	72
Maximum Single Run	16'
Custom Cuttable	1" (25mm)
Lumen Output	514 Lumens per ft 6500K 468 Lumens per ft 4000K 450 Lumens per ft 3000K
Efficacy	88 LPW 6500K, 80 LPW 4000K, 77 LPW 3000K
Color Temperature	3000K, 4000K, 6500K
CRI	> 80
Approvals	cETLus

PRODUCT CODES

16Ft spools
LTP - 16 - **YY** - HD

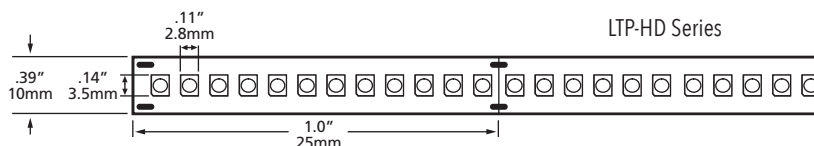
LED COLOR
3000K
4000K
6500K

100Ft spools
LTP - 100 - **YY** - HD

LED COLOR
3000K
4000K
6500K

Custom cuts
LTP - **XX** - **YY** - HD

LED COLOR
3000K
4000K
6500K



ACCESSORIES



LTP-001-HD-HP-6
72" Power feed connector
for high density indoor



LMSII-001
Terminal block and junction
box for connection to
additional lengths of power
cable if needed



LTP-010-S
Clear PVC mounting
"U" channel



LV-SPIR-1CH-LV
PIR Motion Sensor, 1
Channel, 24V DC
NOTE: To be used with non
dimnable drivers only

NOTE: See page 34-35 for the complete range of aluminum extrusions.

INDOOR/OUTDOOR DIMMABLE DRIVERS

TRE24L40DC

Max recommended load 36W or 6' LED Tape,
min 8W or 2' LED Tape
6.77" x 2.67" x 1.26" (171 x 68 x 32mm)

TRE24L96DC

Max recommended load 90W or 16' LED Tape,
min 8W or 2' LED Tape
6.77" x 2.67" x 1.26" (171 x 68 x 32mm)

NON DIMMABLE DRIVERS

LEDDR-24-120W

Indoor/Outdoor driver
Max. recommended load 90W or 16' (4.8m) per single tap,
120W or 20' (6.1m) combined two secondary taps.
120W hardwire
Input: 100 - 240V AC
Output: 24V DC
10" x 3 3/8" x 3 3/16" (254 x 85.7 x 80.9mm)

HIGH DENSITY LED TAPE LIGHT

Low Power Indoor

Suitable for display cabinets and applications needing lower but even illumination.



HIGH DENSITY SINGLE COLOR LTP-HD-LP SERIES



FEATURES

- 1 Bin
- 3 Step MacAdam Ellipse
- 3oz PCB board
- 3M Adhesive
- 50,000 hours life
- High brightness 3528 Epistar LEDs
- Field cuttable
- Low power consumption
- Available in 16' (5m) and 100' (30.48m) spools (custom cuts available)
- 16' spools come with 6Ft pre-soldered power feeds
- Safe, 24V class 2 power supplies (sold separately)
- Fully dimmable with dimmable power supplies (sold separately)
- 3 year limited warranty

APPLICATIONS

- Aisle and stairway lighting
- Cabinet and cove lighting
- Back lighting
- Showcase lighting
- Linear decorative lighting

SPECIFICATIONS

Electrical	24V DC, 2.9 W/ft
LED Type	High Brightness 3528 Epistar LEDs
Viewing Angle	120°
LED Life	50,000 hours to 70% initial lumen output
LED Spacing	8.3mm (0.33")
# of LEDs per foot (304mm)	36
Maximum Single Run	31'
Custom Cuttable	2" (50mm)
Lumen Output	257 Lumens per ft 6500K 234 Lumens per ft 4000K 225 Lumens per ft 3000K
Efficacy	88 LPW 6500K, 80 LPW 4000K, 77 LPW 3000K
Color Temperature	3000K, 4000K, 6500K
CRI	> 80
Approvals	cETLus

PRODUCT CODES

16Ft spools
LTP - 16 - **YY** - HD - LP

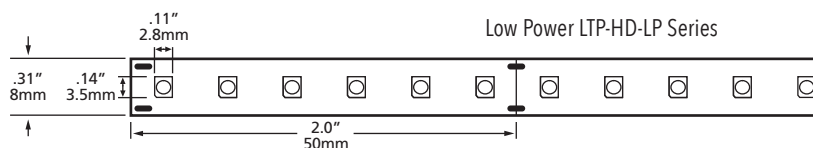
LED COLOR
3000K
4000K
6500K

100Ft spools
LTP - 100 - **YY** - HD - LP

LED COLOR
3000K
4000K
6500K

Custom cuts
LTP - **XX** - **YY** - HD - LP

LED COLOR
3000K
4000K
6500K



ACCESSORIES



LTP-001-HD-6
72" Power feed connector for high density indoor.



LTP-002-HD
In-line connector for high density indoor



LTP-STP-HD-6IN
6" In-line connector for high density indoor



LMSII-001
Terminal block and junction box for connection to additional lengths of power cable if needed



LTP-010-S
Clear PVC mounting "U" channel



LV-SPIR-1CH-LV
PIR Motion Sensor, 1 Channel, 24V DC
NOTE: To be used with non dimmable drivers only

NOTE: See page 34-35 for the complete range of aluminum extrusions.

INDOOR/OUTDOOR DIMMABLE DRIVERS

TRE24L40DC

Max recommended load 36W or 12' LED Tape,
min 8W or 3' LED Tape
6.77" x 2.67" x 1.26" (171 x 68 x 32mm)

TRE24L96DC

Max recommended load 90W or 31' LED Tape,
min 8W or 3' LED Tape
6.77" x 2.67" x 1.26" (171 x 68 x 32mm)

NON DIMMABLE DRIVERS

LEDDR-24-120W

Indoor/Outdoor driver
Max. recommended load 90W or 31' (9.4m) per single tap,
120W or 41' (12.5m) combined two secondary taps.
120W hardwire
Input: 100 - 240V AC
Output: 24V DC
10" x 3 3/8" x 3 3/16" (254 x 85.7 x 80.9mm)

LED TAPE LIGHT

High Efficacy, Indoor



Our highest lumen output for those applications needing high illumination and great color rendering.



FEATURES

- 1 Bin
- 3 Step MacAdam Ellipse
- 3oz PCB board
- 3M Adhesive
- 50,000 hours life
- Field cuttable every 1.3"
- Low power consumption
- Available in 16' (5m) and 100' (30.48m) spools (custom cuts available)
- 16' spools come with 6Ft pre-soldered power feeds
- Safe, 24V DC operation
- Fully dimmable with dimmable power supplies (sold separately)
- 5 years limited warranty

APPLICATIONS

- Aisle and stairway lighting
- Cabinet and cove lighting
- Back lighting
- Showcase lighting
- Linear decorative lighting

SPECIFICATIONS

Electrical	24V DC, 5.1W/FT
LED Type	High Brightness 2835 LEDs
Viewing Angle	120°
LED Life	50,000 hours
LED Spacing	4mm (0.16")
# of LEDs per foot	73
Maximum single run	16'
Custom cuttable	33mm (1.3")
Lumen Output	586 Lumens per ft 6500K 540 Lumens per ft 4000K 527 Lumens per ft 3500K 513 Lumens per ft 3000K 508 Lumens per ft 2700K
Efficacy	115 LPW 6500K, 106 LPW 4000K, 103 LPW 3500K, 100LPW 3000K, 99 LPW 2700K
Color Temperature	2700K, 3000K, 3500K, 4000K, 6500K
CRI	95+
Approvals	cULus

PRODUCT CODES

16Ft spools

LTP - 16 - YY - HE

**LED Tape Light
High Efficacy,
Indoor**

LED COLOR
2700K
3000K
3500K
4000K
6500K

100Ft spools

LTP - 100 - YY - HE

**LED Tape Light
High Efficacy,
Indoor**

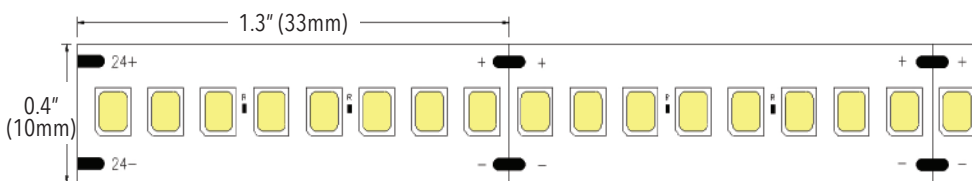
LED COLOR
2700K
3000K
3500K
4000K
6500K

Custom cuts

LTP - XX - YY - HE

**LED Tape Light
High Efficacy,
Indoor**

LED COLOR
2700K
3000K
3500K
4000K
6500K



ACCESSORIES



LTP-001-HD-HP-6
72" Power feed connector
for high density indoor



LMSII-001
Terminal block and junction
box for connection to
additional lengths of power
cable if needed



LTP-010-S
Clear PVC mounting
"U" channel



LV-SPIR-1CH-LV
PIR Motion Sensor, 1
Channel, 24V DC
NOTE: To be used with non
dimmable drivers only

NOTE: See page 34-35 for the complete range of aluminum extrusions.

INDOOR/OUTDOOR DIMMABLE DRIVERS

TRE24L40DC

Max 7' (2.1m)
Min 8 Watts, 1.5'(0.45m) LED High Efficacy
6.77" x 2.67" x 1.26" (171 x 68 x 32mm)

TRE24L96DC

Max 17.6' (5.3m)
Min 8 Watts, 1.5'(0.45m) LED High Efficacy
6.77" x 2.67" x 1.26" (171 x 68 x 32mm)


NON DIMMABLE DRIVERS

LEDDR-24-120W

Indoor/Outdoor driver
Max 17.6 (5.3m) per single tap
Max 23' (7m) combined 2 secondary taps
Input: 100 - 240V AC
Output: 24V DC
10" x 3 3/8" x 3 3/16" (254 x 85.7 x 80.9mm)

LED TAPE LIGHT COB, Indoor

Offers both performance and superior even illumination suitable for commercial, retail and residential applications.



FEATURES

- 1 Bin
- 3 Step MacAdam Ellipse
- 3oz PCB board
- 3M Adhesive
- 50,000 hours life
- Field cuttable every 50mm (2")
- Low power consumption
- Smooth luminance - no hot spots
- Available in 20' (6.1m) and 100' (30.48m) spools (custom cuts available)
- 20' spools come with 6Ft pre-soldered power feeds
- Safe, 24V DC operation
- Fully dimmable with dimmable power supplies (sold separately)
- 5 years limited warranty

APPLICATIONS

- Aisle and stairway lighting
- Cabinet and cove lighting
- Back lighting
- Showcase lighting
- Linear decorative lighting

SPECIFICATIONS

Electrical	24V DC, 4.2W/FT
LED Type	High Brightness LEDs
Viewing Angle	120°
LED Life	50,000 hours
LED Spacing	2mm (0.08")
# of LEDs per foot	91
Maximum single run	20'
Custom cuttable	50mm (2")
Lumen Output	374 Lumens per ft 6500K 336 Lumens per ft 4000K 328 Lumens per ft 3500K 319 Lumens per ft 3000K 315 Lumens per ft 2700K
Efficacy	89 LPW 6500K, 80 LPW 4000K, 78 LPW 3500K, 76 LPW 3000K, 75 LPW 2700K
Color Temperature	2700K, 3000K, 3500K, 4000K, 6500K
CRI	80+, 90+
Approvals	cULus

PRODUCT CODES

20Ft spools

LTP - 20 - YY - COB

**LED Tape Light
COB, Indoor**

LED COLOR

2700K
3000K
3500K
4000K
6500K
AM - Amber
RD - Red
GR - Green
BL - Blue

100Ft spools

LTP - 100 - YY - COB

**LED Tape Light
COB, Indoor**

LED COLOR

2700K
3000K
3500K
4000K
6500K
AM - Amber
RD - Red
GR - Green
BL - Blue

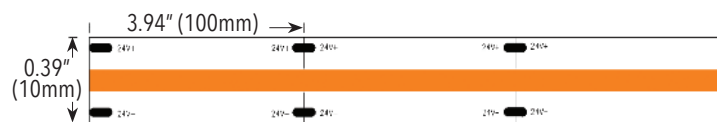
Custom cuts

LTP - XX - YY - COB

**LED Tape Light
COB, Indoor**

LED COLOR

2700K
3000K
3500K
4000K
6500K
AM - Amber
RD - Red
GR - Green
BL - Blue



ACCESSORIES



LTP-001-HD-HP-6
72" Power feed connector
for high density indoor



LMSII-001
Terminal block and junction
box for connection to
additional lengths of power
cable if needed



LTP-010-S
Clear PVC mounting
"U" channel



LV-SPIR-1CH-LV
PIR Motion Sensor, 1
Channel, 24V DC
NOTE: To be used with non
dimnable drivers only

NOTE: See page 34-35 for the complete range of aluminum extrusions.

INDOOR/OUTDOOR DIMMABLE DRIVERS

TRE24L40DC

Max 8.6' (2.6m)
Min 8 Watts, 1.9'(0.57M) LED COB Tape
6.77" x 2.67" x 1.26" (171 x 68 x 32mm)

TRE24L96DC

Max 21.4' (6.5m)
Min 8 Watts, 1.9'(0.57m) LED COB Tape
6.77" x 2.67" x 1.26" (171 x 68 x 32mm)

NON DIMMABLE DRIVERS


LEDDR-24-120W

Indoor/Outdoor driver
Max 21.4' (6.5m) per single tap
Max 28' (8.5m) combined 2 secondary taps
Input: 100 - 240V AC
Output: 24V DC
10" x 3 3/8" x 3 3/16" (254 x 85.7 x 80.9mm)

LED TAPE LIGHT

Dim to Warm

Suitable for both hospitality and residential applications creating an inviting atmosphere.



FEATURES

- 1 Bin
- 3 Step MacAdam Ellipse
- 3oz PCB board
- 3M Adhesive
- 50,000 hours life
- Field cuttable every 50mm (2")
- Low power consumption
- Auto Warm-dim technology
- Available in 16' (5m) and 100' (30.48m) spools (custom cuts available)
- 16' spools come with 6Ft pre-soldered power feeds
- Safe, 24V DC operation
- Dim-to-warm: 1800K to 3000K
- No special controllers required
- 5 years limited warranty

APPLICATIONS

- Aisle and stairway lighting
- Cabinet and cove lighting
- Back lighting
- Showcase lighting
- Linear decorative lighting

PRODUCT CODES

16Ft spools
LTP - 16 - WW - DIM

100Ft spools
LTP - 100 - WW - DIM

Custom cuts
LTP - XX - WW - DIM

SPECIFICATIONS

Electrical	24V DC, 5.5W/FT
LED Type	Epistar
Viewing Angle	120°
LED Life	50,000 hours
# of LEDs per foot	240
Maximum single run	16'
Custom cuttable	50mm (2")
Lumen Output	449LM/FT
Color Temperature	1800K-3000K
CRI	>96
Approvals	cULus



ACCESSORIES



LTP-001-HD-HP-6
72" Power feed connector
for high density indoor



LMSII-001
Terminal block and junction
box for connection to
additional lengths of power
cable if needed



LTP-010-S
Clear PVC mounting
"U" channel

NOTE: See page 34-35 for the complete range of aluminum extrusions.

INDOOR/OUTDOOR DIMMABLE DRIVERS

TRE24L40DC

Max 6.5' (1.98m)
Min 8 Watts, 1.45' (0.44m)
6.77" x 2.67" x 1.26" (171 x 68 x 32mm)

TRE24L96DC

Max 16' (5m)
Min 8 Watts, 1.45' (0.44m)
6.77" x 2.67" x 1.26" (171 x 68 x 32mm)

LED TAPE LIGHT

High Power RGB Indoor

Excellent choice for dynamic environments such as cinemas, retail and hospitality needing higher illumination.



HIGH POWER RGB LTP-20-RGB SERIES



FEATURES

- 50,000 hours life
- High brightness 5060 SMD LEDs
- Field cuttable
- Low power consumption
- Available in 20' (6.1m) and 100' (30.48m) spools (custom cuts available)
- 20' spools come with 6 ft. pre-soldered power feeds
- Safe, 24V class 2 power supplies (sold separately)
- Controllers sold separately
- 3 year limited warranty

APPLICATIONS

- Aisle and stairway lighting
- Cabinet and cove lighting
- Back lighting
- Showcase lighting
- Linear decorative lighting

PRODUCT CODES

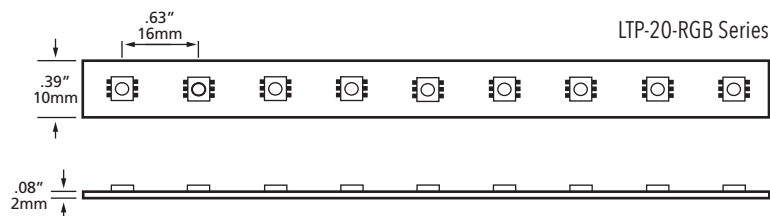
20Ft spools
LTP - 20 - RGB

100Ft spools
LTP - 100 - RGB

Custom cuts
LTP - XX - RGB

SPECIFICATIONS

Electrical	24V DC, 4.3W/ft
LED Type	High Brightness 5060 SMD LEDs
Viewing Angle	120°
LED Life	50,000 hours to 70% initial lumen output
LED Spacing	16mm (0.63")
# of LEDs per foot (304mm)	18
Maximum Single Run	20'
Custom Cuttable	4"
CRI	> 80
Approvals	cETLus



ACCESSORIES



LTP-001-RGB-6R
72" Power feed connector for RGB indoor. Add "L" for opposite end.



LTP-002-RGB
In-line connector for RGB indoor



LTP-001-RGB-6IN
6" In-line connector for RGB indoor
LTP-001-RGB-2IN
2" In-line connector for RGB indoor



LTP-010-S
Clear PVC mounting "U" channel



LT-09S-RF
6 Key RGB "touch" controller 12/24V DC



LN-CON-WIFI-3CH-XV
WiFi controller for RGB, c/w RF remote 12/24VDC

LT-390A
Signal amplifier for RGB

NOTE: See page 34-35 for the complete range of aluminum extrusions.

NON DIMMABLE DRIVERS

LEDDR-24-120W

Indoor/Outdoor driver
Max. recommended load 90W or 20' (6.1m) per single tap, 120W or 27' (8.23m) combined two secondary taps.
120W hardwire
Input: 100 - 240V AC
Output: 24V DC
10" x 3 3/8" x 3 3/16" (254 x 85.7 x 80.9mm)

LED TAPE LIGHT

Low Power RGB Indoor

For more subtle approaches within entertainment venues and restaurants.



LOW POWER RGB LTP-20-RGB-LP SERIES



FEATURES

- 50,000 hours life
- High brightness 5060 SMD LEDs
- Field cuttable
- Low power consumption
- Available in 20' (6.1m) and 100' (30.48m) spools (custom cuts available)
- 20' spools come with 6 ft. pre-soldered power feeds
- Safe, 24V class 2 power supplies (sold separately)
- 3 year limited warranty

APPLICATIONS

- Aisle and stairway lighting
- Cabinet and cove lighting
- Back lighting
- Showcase lighting
- Linear decorative lighting

PRODUCT CODES

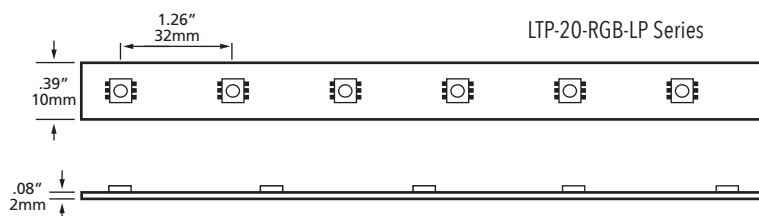
20Ft spools
LTP - 20 - RGB - LP

100Ft spools
LTP - 100 - RGB - LP

Custom cuts
LTP - XX - RGB - LP

SPECIFICATIONS

Electrical	24V DC, 2.2W/ft
LED Type	High Brightness 5060 SMD LEDs
Viewing Angle	120°
LED Life	50,000 hours to 70% initial lumen output
LED Spacing	32mm (1.26")
# of LEDs per foot (304mm)	9
Maximum Single Run	40'
Custom Cuttable	6.5"
CRI	> 80
Approvals	cETLus



ACCESSORIES



LTP-001-RGB-6R
72" Power feed connector for RGB indoor. Add "L" for opposite end.



LTP-002-RGB
In-line connector for RGB indoor



LTP-001-RGB-6IN
6" In-line connector for RGB indoor
LTP-001-RGB-2IN
2" In-line connector for RGB indoor



LTP-010-S
Clear PVC mounting "U" channel



LT-09S-RF
6 Key RGB "touch" controller 12/24V DC



LN-CON-WIFI-3CH-XV
WiFi controller for RGB, c/w RF remote 12/24VDC



LT-390A
Signal amplifier for RGB

NOTE: See page 34-35 for the complete range of aluminum extrusions.

NON DIMMABLE DRIVERS

LEDDR-24-120W

Indoor/Outdoor driver

Max. recommended load 90W or 40' (12.1m) per single tap, 120W or 54' (16.46m) combined two secondary taps.

120W hardwire

Input: 100 - 240V AC

Output: 24V DC

10" x 3 3/8" x 3 3/16" (254 x 85.7 x 80.9mm)

LED TAPE LIGHT

High Power RGBW Indoor

Offers dynamic range of color and dedicated white for greater versatility suitable for all market segments.



HIGH POWER RGB LTP-20-RGBW SERIES



FEATURES

- 50,000 hours life
- High brightness 5050 SMD LEDs
- Field cuttable
- Low power consumption
- Available in 20' (6.1m) and 100' (30.48m) spools (custom cuts available)
- RGB color change plus 3000K, 4000K and 6500K color temperatures
- 20' spools come with 6 ft. pre-soldered power feeds
- Safe, 24V class 2 power supplies (sold separately)
- 3 year limited warranty

APPLICATIONS

- Aisle and stairway lighting
- Cabinet and cove lighting
- Back lighting
- Showcase lighting
- Linear decorative lighting

PRODUCT CODES

20Ft spools

LTP - 20 - RGBYY

LED COLOR

3000K
4000K
6500K

100Ft spools

LTP - 100 - RGBYY

LED COLOR

3000K
4000K
6500K

Custom cuts

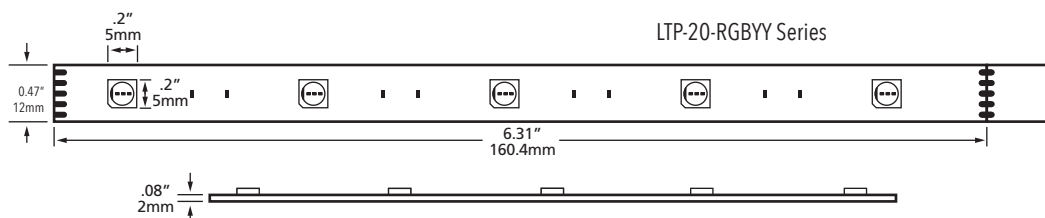
LTP - XX - RGBYY

LED COLOR

3000K
4000K
6500K

SPECIFICATIONS

Electrical	24V DC, 4.3W/ft
LED Type	High Brightness 5050 SMD LEDs
Viewing Angle	120°
LED Life	50,000 hours to 70% initial lumen output
LED Spacing	16mm (0.63")
# of LEDs per foot (304mm)	18
Maximum Single Run	20'
Custom Cuttable	4"
CRI	> 80
Approvals	cETLus



ACCESSORIES



LTP-001-RGBW-6
72" Power feed connector
for RGBW indoor
LTP-001-RGBW-12
144" Power feed connector
for RGBW indoor



LTP-002-RGBW
In-line connector for RGBW
indoor



LTP-001-RGBW-6IN
6" In-line connector for
RGBW indoor



LT-115-RF
RGBW controller



LT-490A
RGBW signal amplifier
*NOTE: Network cable with
RJ45 connectors required
(not supplied)*

NOTE: See page 34-35 for the complete range of aluminum extrusions.

NON DIMMABLE DRIVERS

LEDDR-24-120W

Indoor/Outdoor driver

Max. recommended load 90W or 20' (6.1m) per single tap,
120W or 27' (8.23m) combined two secondary taps.

120W hardwire

Input: 100 - 240V AC

Output: 24V DC

10" x 3 3/8" x 3 3/16" (254 x 85.7 x 80.9mm)

LED TAPE LIGHT

CCT Indoor

Where applications demand a greater dynamic range within the White Light Spectrum. Hospitality, retail, residential and commercial.



CCT COLOR TEMP ADJUST SERIES



FEATURES

- 50,000 hours life
- High brightness 3528 SMD LEDs
- Field cuttable
- Low power consumption
- Available in 16' (5M) spools
- 16' spools come with 6 ft. pre-soldered power feeds
- Safe, 24V class 2 power supplies (sold separately)
- Controller sold separately
- 3 year limited warranty

APPLICATIONS

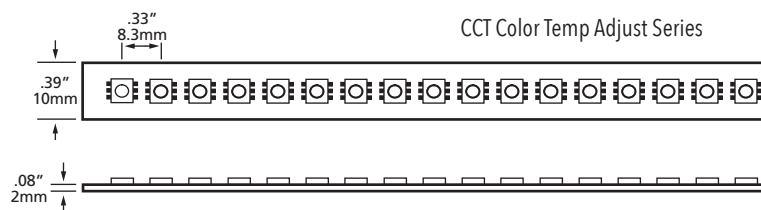
- Aisle and stairway lighting
- Cabinet and cove lighting
- Back lighting
- Showcase lighting
- Linear decorative lighting

PRODUCT CODES

LTP - 16 - CCT

SPECIFICATIONS

Electrical	24V DC, 5.8W/ft
LED Type	High Brightness 3528 SMD LEDs
Viewing Angle	120°
LED Life	50,000 hours to 70% initial lumen output
LED Spacing	8.3mm (0.33")
# of LEDs per foot (304mm)	36
Maximum Single Run	16'
Lumen Output	383 Lumens per ft 7000K 261 Lumens per ft 3000K
Efficacy	66LPW 7000K 45LPW 3000K
Color Temperature	2500K-7000K
Custom Cuttable	2"
CRI	> 80
Approvals	cETLus



ACCESSORIES



LTP-001-CCT-6
72" Power feed connector for CCT indoor. Add "-O" for opposite end.



LTP-002-CCT
In-line connector for CCT series indoor



LTP-001-CCT-6IN
6" (15cm) in line connector



LTP-010-S
Clear PVC mounting "U" channel



LT-031-RF
6 Key CCT Adjustable "touch" controller 12/24V DC



LT-290A
CCT signal amplifier

NOTE: See page 34-35 for the complete range of aluminum extrusions.

NON DIMMABLE DRIVERS

LEDDR-24-120W

Indoor/Outdoor driver

16' (4.88m) per single tap, 20' (6.1m) combined two secondary taps.

120W hardwire

Input: 100 - 240V AC

Output: 24V DC

10" x 3 3/8" x 3 3/16" (254 x 85.7 x 80.9mm)

LED TAPE LIGHT

High Power Outdoor

Exterior rated suitable for those commercial, retail and hospitality applications requiring higher illumination.



HIGH POWER SINGLE COLOR LTP-OD SERIES



FEATURES

- 1 Bin
- 3 Step MacAdam Ellipse
- 3oz PCB board
- 3M Adhesive
- 50,000 hours life
- High brightness 5060 SMD LEDs
- Field cuttable
- Low power consumption
- Available in 20' (6.1m) spools
- Safe, 24V class 2 power supplies (sold separately)
- Fully dimmable with dimmable power supplies (sold separately)
- 3 year limited warranty

APPLICATIONS

- Aisle and stairway lighting
- Cabinet and cove lighting
- Back lighting
- Showcase lighting
- Linear decorative lighting

PRODUCT CODES

LTP - OD - 20 - YY

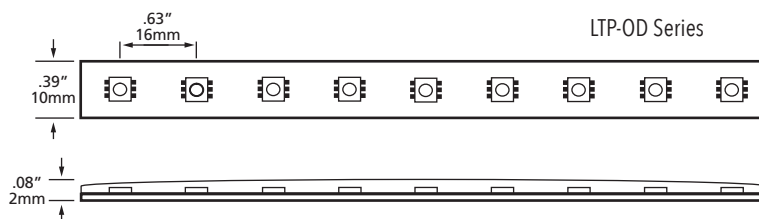
LED COLOR

2700K
3000K
3500K
4000K
6500K

SPECIFICATIONS

Electrical	24V DC, 4.3W/ft
LED Type	High Brightness 5060 SMD LEDs
Viewing Angle	120°
LED Life	50,000 hours to 70% initial lumen output
LED Spacing	16mm (0.63")
# of LEDs per foot (304mm)	18
Maximum Single Run	20'
Custom Cuttable	4"
Lumen Output	325 Lumens per ft 6500K 300 Lumens per ft 4000K 293 Lumens per ft 3500K 285 Lumens per ft 3000K 280 Lumens per ft 2700K
Efficacy	75 LPW 6500K, 70 LPW 4000K, 68 LPW 3500K, 66 LPW 3000K, 65 LPW 2700K
Color Temperature	2700K, 3000K, 3500K, 4000K, 6500K
CRI	> 80
Approvals	cETLus

NOTE: Outdoor Tape Light comes with liquid-tight connectors pre-installed on both ends, so it is necessary to make the cuts starting from extremities. Cut pieces can be terminated, but not joined together.



ACCESSORIES



LTP-001-OD-6FT
72" Power feed connector
for single color outdoor



LV-FS-MC-004
Mounting clips



LV-FS-EC-001
End caps



LTP-010-S
Clear PVC mounting
"U" channel

NOTE: See page 34-35 for the complete range of aluminum extrusions.

INDOOR/OUTDOOR DIMMABLE DRIVERS

TRE24L40DC

Max recommended load 36W or 8' LED Tape,
min 8W or 2' LED Tape
6.77" x 2.67" x 1.26" (171 x 68 x 32mm)

TRE24L96DC

Max recommended load 90W or 20' LED Tape,
min 8W or 2' LED Tape
6.77" x 2.67" x 1.26" (171 x 68 x 32mm)

NOTE: For outdoor installations, please add E-KO-SR strain relief (2pcs/driver).

NON DIMMABLE DRIVERS

LEDDR-24-120W

Indoor/Outdoor driver
Max. recommended load 90W or 20' (6.1m) per single tap,
120W or 27' (8.23m) combined two secondary taps.
120W hardwire
Input: 100 - 240V AC
Output: 24V DC
10" x 3 3/8" x 3 3/16" (254 x 85.7 x 80.9mm)

LED TAPE LIGHT

Low Power Outdoor

This exterior rated tape offers more subtle illumination approach for commercial, hospitality and residential use.



LOW POWER SINGLE COLOR LTP-OD-LP SERIES



FEATURES

- 1 Bin
- 3 Step MacAdam Ellipse
- 3oz PCB board
- 3M Adhesive
- 50,000 hours life
- High brightness 5060 SMD LEDs
- Field cuttable
- Low power consumption
- Available in 20' (6.1m) spools
- Safe, 24V class 2 power supplies (sold separately)
- Fully dimmable with dimmable power supplies (sold separately)
- 3 year limited warranty

APPLICATIONS

- Aisle and stairway lighting
- Cabinet and cove lighting
- Back lighting
- Showcase lighting
- Linear decorative lighting

PRODUCT CODES

LTP - OD - 20 - **YY** - LP

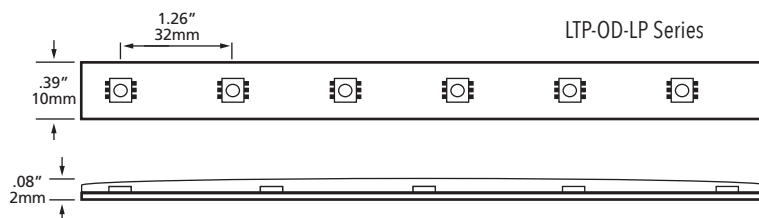
LED COLOR

2700K
3000K
3500K
4000K
6500K

SPECIFICATIONS

Electrical	24V DC, 2.2W/ft
LED Type	High Brightness 5060 SMD LEDs
Viewing Angle	120°
LED Life	50,000 hours to 70% initial lumen output
LED Spacing	32mm (1.26")
# of LEDs per foot (304mm)	9
Maximum Single Run	40'
Custom Cuttable	6.5"
Lumen Output	165 Lumens per ft 6500K 150 Lumens per ft 4000K 148 Lumens per ft 3500K 145 Lumens per ft 3000K 143 Lumens per ft 2700K
Efficacy	75 LPW 6500K, 68 LPW 4000K, 67 LPW 3500K, 66 LPW 3000K, 65 LPW 2700K
Color Temperature	2700K, 3000K, 3500K, 4000K, 6500K
CRI	> 80
Approvals	cETLus

NOTE: Outdoor Tape Light comes with liquid-tight connectors pre-installed on both ends, so it is necessary to make the cuts starting from extremities. Cut pieces can be terminated, but not joined together.



ACCESSORIES



LTP-001-OD-6FT
72" Power feed connector
for single color outdoor



LV-FS-MC-004
Mounting clips



LV-FS-EC-001
End caps



LTP-010-S
Clear PVC mounting
"U" channel

NOTE: See page 34-35 for the complete range of aluminum extrusions.

INDOOR/OUTDOOR DIMMABLE DRIVERS

TRE24L40DC

Max recommended load 36W or 16' LED Tape,
min 8W or 2' LED Tape
6.77" x 2.67" x 1.26" (171 x 68 x 32mm)

TRE24L96DC

Max recommended load 90W or 40' LED Tape,
min 8W or 2' LED Tape
6.77" x 2.67" x 1.26" (171 x 68 x 32mm)

NOTE: For outdoor installations, please add E-KO-SR strain relief (2pcs/driver).

NON DIMMABLE DRIVERS

LEDDR-24-120W

Indoor/Outdoor driver
Max. recommended load 90W or 40' (12.1m) per single tap,
120W or 54' (16.46m) combined two secondary taps.
120W hardwire
Input: 100 - 240V AC
Output: 24V DC
10" x 3 3/8" x 3 3/16" (254 x 85.7 x 80.9mm)

LED TAPE LIGHT

High Power RGB Outdoor

Great for enhancing outdoor spaces with a dynamic look. Suitable for hospitality, retail and commercial environments.



HIGH POWER RGB OUTDOOR LTP-OD-RGB SERIES



FEATURES

- 50,000 hours life
- High brightness 5060 SMD LEDs
- Field cuttable
- Low power consumption
- Available in 20' (6.1m) spools
- Safe, 24V class 2 power supplies (sold separately)
- 3 year limited warranty

APPLICATIONS

- Aisle and stairway lighting
- Cabinet and cove lighting
- Back lighting
- Showcase lighting
- Linear decorative lighting

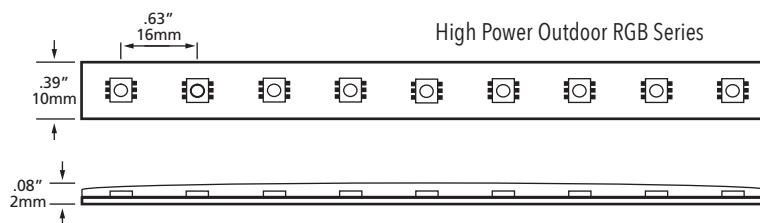
PRODUCT CODES

LTP - OD - 20 - RGB

SPECIFICATIONS

Electrical	24V DC, 4.3W/ft
LED Type	High Brightness 5060 SMD LEDs
Viewing Angle	120°
LED Life	50,000 hours to 70% initial lumen output
LED Spacing	16mm (0.63")
# of LEDs per foot (304mm)	18
Maximum Single Run	20'
Custom Cuttable	4"
CRI	> 80
Approvals	cETLus

NOTE: Outdoor Tape Light comes with liquid-tight connectors pre-installed on both ends, so it is necessary to make the cuts starting from extremities. Cut pieces can be terminated, but not joined together.



ACCESSORIES



LTP-RGB-001-OD-6FT
72" Power feed connector
for RGB outdoor



LV-FS-MC-004
Mounting clips



LV-FS-EC-001
End caps



LTP-010-S
Clear PVC mounting
"U" channel



LT-09S-RF
6 Key RGB "touch" controller
12/24V DC



LN-CON-WIFI-3CH-XV
WiFi controller for RGB,
c/w RF remote 12/24VDC



LV-ZJFFS-3CH-6INW
Outdoor RGB signal
amplifier

NOTE: See page 34-35 for the complete range of aluminum extrusions.

NON DIMMABLE DRIVERS

LEDDR-24-120W

Indoor/Outdoor driver

Max. recommended load 90W or 20' (6.1m) per single tap,
120W or 27' (8.23m) combined two secondary taps.

120W hardwire

Input: 100 - 240V AC

Output: 24V DC

10" x 3 3/8" x 3 3/16" (254 x 85.7 x 80.9mm)

LED TAPE LIGHT

Low Power RGB Outdoor

For those exterior applications requiring a dynamic but subtle approach. Suitable for residential, hospitality, commercial and retail.



LOW POWER RGB LTP-OD-RGB-LP SERIES



FEATURES

- 50,000 hours life
- High brightness 5060 SMD LEDs
- Field cuttable
- Low power consumption
- Available in 20' (6.1m) spools
- Safe, 24V class 2 power supplies (sold separately)
- 3 year limited warranty

APPLICATIONS

- Aisle and stairway lighting
- Cabinet and cove lighting
- Back lighting
- Showcase lighting
- Linear decorative lighting

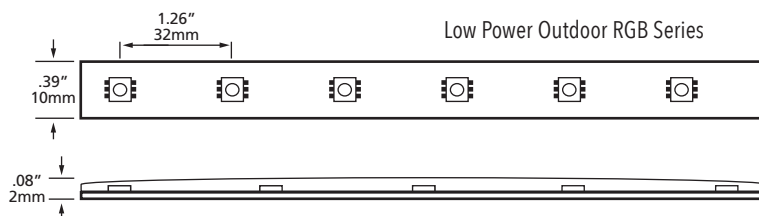
PRODUCT CODES

LTP - OD - 20 - RGB - LP

SPECIFICATIONS

Electrical	24V DC, 2.2 W/ft
LED Type	High Brightness 5060 SMD LEDs
Viewing Angle	120°
LED Life	50,000 hours to 70% initial lumen output
LED Spacing	32mm (1.26")
# of LEDs per foot (304mm)	9
Maximum Single Run	40'
Custom Cuttable	6.5"
CRI	> 80
Approvals	cETLus

NOTE: Outdoor Tape Light comes with liquid-tight connectors pre-installed on both ends, so it is necessary to make the cuts starting from extremities. Cut pieces can be terminated, but not joined together.



ACCESSORIES



LTP-RGB-001-OD-6FT
72" Power feed connector
for RGB outdoor



LV-FS-MC-004
Mounting clips



LV-FS-EC-001
End caps



LTP-010-S
Clear PVC mounting
"U" channel



LT-09S-RF
6 Key RGB "touch" controller
12/24V DC



LN-CON-WIFI-3CH-XV
WiFi controller for RGB,
c/w RF remote 12/24VDC



LV-ZJFFS-3CH-6INW
Outdoor RGB signal
amplifier

NOTE: See page 34-35 for the complete range of aluminum extrusions.

NON DIMMABLE DRIVERS

LEDDR-24-120W

Indoor/Outdoor driver

Max. recommended load 90W or 40' (12.1m) per single tap,
120W or 54' (16.46m) combined two secondary taps.

120W hardwire

Input: 100 - 240V AC

Output: 24V DC

10" x 3 3/8" x 3 3/16" (254 x 85.7 x 80.9mm)

LED Tape Light Extrusions

LV-LB-D3-FR

Surface mount aluminum extrusion and frosted PC cover

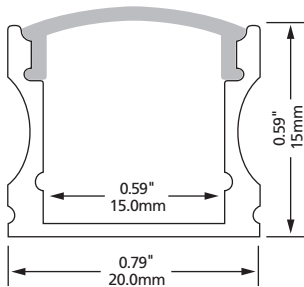


End Caps

LV-D1/D3-EC (2/bag)
LV-D1/D3-EC-WF (2/bag)

Mounting Clips

LV-D1/D3-MC (6/bag)



NOTE: available in 1M (39") and 2M (78") lengths.

LV-ALP2208

Surface mount aluminum extrusion and frosted PC cover

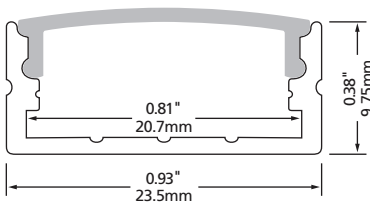


End Caps

LV-ALP2208-EC (2/bag)
LV-ALP2208-EC-WF (2/bag)

Mounting Clips

LV-ALP2208-MC (2/bag)



NOTE: available in 1M (39") lengths.

LV-ALP007

Surface mount aluminum extrusion and frosted PC cover

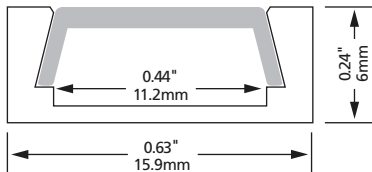


End Caps

LV-ALP007-EC (2/bag)
LV-ALP007-EC-WF (2/bag)

Mounting Clips


LV-ALP007-MC (6/bag)



NOTE: available in 1M (39") and 2M (78") lengths.

LV-LB-V3-FR

Corner surface mounted aluminum extrusion and frosted PC cover

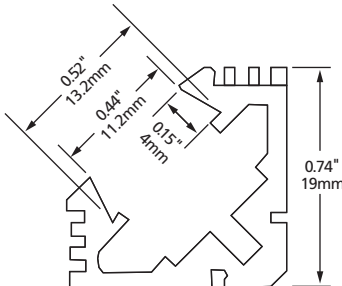


End Caps

LV-V1/V3-EC (2/bag)
LV-V1/V3-EC-WF (2/bag)

Mounting Clips

LV-V1/V3-MC (6/bag)



NOTE: available in 1M (39") lengths.

LV-LB-W3-FR

Recessed aluminum extrusion and frosted PC cover

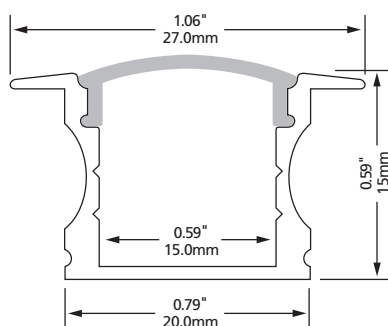


End Caps

LV-W1/W3-EC (2/bag)
LV-W1/W3-EC-WF (2/bag)

Mounting Clips

LV-W1/W3-MC (6/bag)



NOTE: available in 1M (39") lengths.

LV-ALP2908

Recessed aluminum extrusion and frosted PC cover

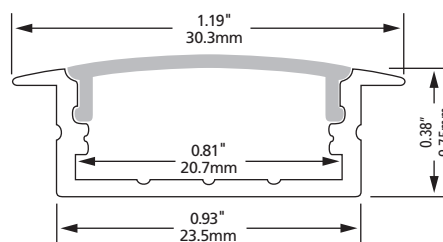


End Caps

LV-ALP2908-EC (2/bag)
LV-ALP2908-EC-WF (2/bag)

Mounting Clips

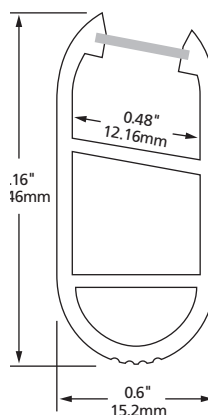
LV-ALP2908-MC (2/bag)



NOTE: available in 1M (39") lengths.

LV-1401

Closet aluminum extrusion with mounting brackets and frosted PC cover



1M (39") extrusion ships complete with two mounting end caps and one support bracket