

Disc Light Dome

Stainless Steel Construction

Durable LED marker light with dimming capability, perfect for indoor and outdoor use. Stainless steel construction ensures longevity in any setting.



FEATURES

- Dimmable with dimmable power supplies
- Long life – 50,000 hours
- Low power consumption 3 watts per fixture
- Safe 12 volt, Class 2 power supply (not included)
- Up to 30 fixtures per power supply
- cETLus listed
- Fits in any 1.5" diameter hole, 4" long
- Lens: Clear tempered glass
- Available concrete form for concrete pour applications
- 3 years limited warranty

APPLICATIONS

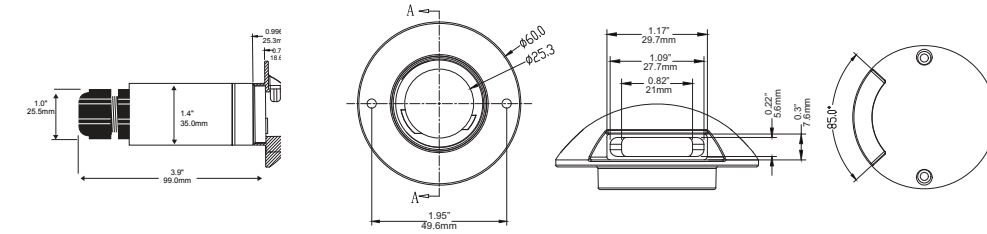
- Steps
- Aisles
- Paths
- Driveways
- Direction lighting
- Decorative lighting

SPECIFICATIONS

Product Code		LEDD-C-XX-D
Electrical	Input Voltage	12V DC
	Power Consumption	3W
Specs	Colour Temperature	Cool White 98 lumens @ 5500K; Warm White 95 lumens @ 2700K
	CRI	80+
	Lumen Output	5500K: 98; 2700K: 95
	Efficacy (LM/W)	33
	Dimmable	Yes
LED	Type	5050
	Life Span	50,000 Hours
Design	Dimensions (Inches)	3.9 x 1.95"
	Dimensions (Millimeters)	99 x 49.6mm
	Cover Finish	Stainless Steel (SUS316)
	Barrel Finish	Stainless Steel (SUS316)
	Max Single Run Length	18 fixtures
	Approved Location	Outdoor
	Mounting	Burial, wall
Warranty	3 years	
Approvals	cETLus listed and labeled for wet, IC, ceiling, wall and direct burial applications	

- **Wiring Options:** Fixtures can be parallel wired or "Daisy chained" together with up to 18 fixtures on our largest dimmable driver.
- **NOTE:** Use LW-18G-CL2 for all in-wall applications. Use LW-18G-BUR for all burial applications.

DIAGRAM



PRODUCT CODES

LEDD-C-XX-D

LED Disc Light (Dome)
 COLOUR OF LED
 WH - 5500K
 WW - 2700K

REPLACEMENT LED MODULES

- **LEDD-MOD-WH**
LED Disc Light module, 12V, white LED 5500K
- **LEDD-MOD-WW**
LED Disc Light module, 12V, warm white LED 2700K

INSTALLATION WIRES

- **LW-18G-BUR**
For outdoor burial connections
- **LW-18G-CL2**
For indoor through wall connections

NOTE: One of the above wires **MUST** be used in order to maintain product warranty.

ACCESSORIES



LEDD-CF

Recommended for easy installation in concrete pour applications.

DIMMABLE DRIVERS

TRE12L20DC

20 Watts
 Max. recommended load 18 W or 6 LED Disc Lights
 Min. recommended load 8 W or 3 LED Disc Lights
 6.77" x 2.67" x 1.26" (171 x 68 x 32mm)

TRE12L60DC

60 Watts
 Max. recommended load 54 W or 18 LED Disc Lights
 Min. recommended load 8 W or 3 LED Disc Lights
 6.77" x 2.67" x 1.26" (171 x 68 x 32mm)

NOTE: For outdoor installations, please add E-KO-SR strain relief.

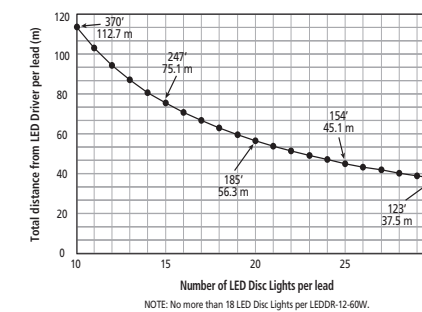
NON DIMMABLE DRIVERS

LEDDR-12-60W (Indoor/Outdoor)

60W hardwire
 Input: 100 - 240V AC; Output: 12V DC
 Max. 18 LED Disc Lights
 9 11/16" x 2 9/16" x 2 1/16" (246 x 65 x 52mm)

100% LED Light Output Chart

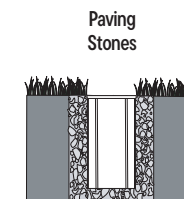
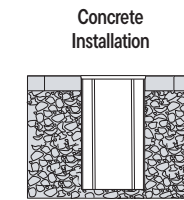
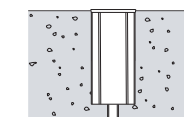
With every foot of lead wire and every light fixture, there is voltage loss. With too much voltage loss all light fixtures will not develop 100% of their potential output. Below is a chart of acceptable voltage loss which will maintain 100% of the potential light output of the LED Disc Light. Simply plot the number of LED Disc Light you wish to place on one lead on the horizontal axis, with the total distance from the LED Driver to the last LED Disc Light on the vertical axis. If the resulting plot is at or below the line shown, you will have acceptable voltage loss and your LED Disc Light will output 100% of their potential.



NOTE: No more than 18 LED Disc Lights per LEDDR-12-60W.


WARNING: LACK OF DRAINAGE WILL VOID THE WARRANTY

To maintain the warranty, a proper drainage system **MUST** be installed (drainage material or drainage pipe), when the product is installed in soil or concrete.

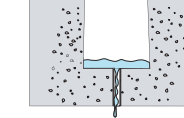


Soil Installation

Test drainage prior to installation.
 A quantity of water equal to the volume of the mounting hole should drain in 15 minutes or less.



SOFT GROUND



HARD GROUND

