


Switchex®

LED DRIVER + DIMMER IN ONE

SWITCHEX® is a dimmer with an integrated driver that converts 120VAC to either 12VDC or 24VDC. This means SWITCHEX® is all you need between your line voltage and low voltage LED lighting. Best of all, it fits in a standard electrical box.

SWITCHEX® solves two of the most common LED lighting challenges:

- Poor dimming performance that often results when a dimmer and LED driver are made by different manufacturers
- Finding a place to fit the LED driver



3 switch plate faces included - Glossy Dark Brown, Glossy Light Almond, Glossy White. Glossy Black option sold separately. Electrical box not included.



FEATURES

- Eliminates driver/switch compatibility issues
- Easy in-line installation
- Integrated LED driver
- Excellent dimming performance
- Fits in a standard electrical box
- Preset dimmer with on/off switch
- 100W, 24V DC capacity
- 60W, 12V DC capacity (separate model)
- 2 year limited warranty

SPECIFICATIONS

Electrical	SX-12V-DD-60W = 120V AC input, 12V DC output SX-24V-DD-100W = 120V AC input, 24V DC output
Environment	Indoor
Connection Type	Hardwire
Mounting	Single-Gang Box
Approvals	UL Listed 2108

PRODUCT CODES

SX - XXV - DD - YYW

Switchex	OUTPUT VOLTAGE	WATTAGE
	12 - 12VDC	60 - 60W
	24 - 24VDC	100 - 100W

TRIM PLATE (Sold Separately)

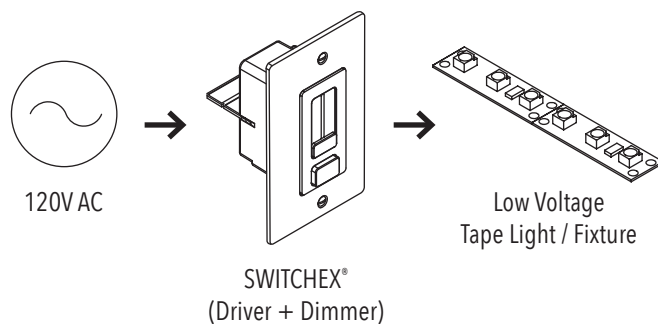
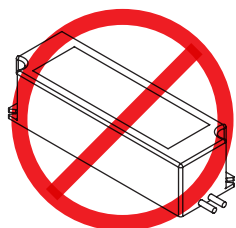
SX - TP - XX

Switchex Trim Plate	FINISH
	BR - Glossy Dark Brown
	LA - Glossy Light Almond
	WH - Glossy White
	BL - Glossy Black

The Driver Is Inside

SWITCHEX® is all you need between your line voltage and low voltage LED lighting. The integrated driver converts 120VAC to either 12VDC or 24VDC and it fits in a standard electrical box.

No Remote
Driver Required



SWITCHEX® Driver and Dimmer Switch Diagram

