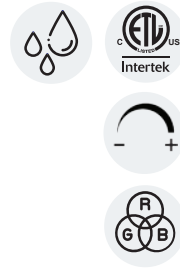


High Power, RGB Outdoor



Great for enhancing outdoor spaces with a dynamic look. Suitable for hospitality, retail and commercial environments.

FEATURES

- 50,000 hours life
- High brightness 5060 SMD LEDs
- Field cuttable
- Low power consumption
- Available in 20' (6.1m) spools
- Safe, 24V class 2 power supplies (sold separately)
- 6 years limited warranty

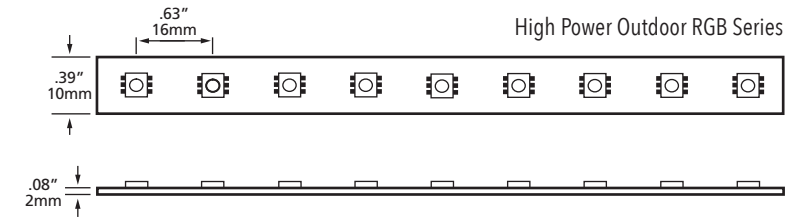
APPLICATIONS

- Aisle and stairway lighting
- Cabinet and cove lighting
- Back lighting
- Showcase lighting
- Linear decorative lighting

SPECIFICATIONS

Product Code		LTP-OD-20-RGB
Electrical	Input Voltage	24V DC
	Power Consumption	4.3W/Ft
Specs	Color Temperature	RGB
	CRI	80+
	Dimmable	Yes
	Beam Angle	120°
LED	Type	High Brightness 5060 SMD LEDs
	Life Span	50,000 Hours
	Spacing	16mm
	# per foot (304mm)	18
Design	Dimensions (Inches)	.39" W
	Dimensions (Millimeters)	10mm W
	Max Single Run Length	20Ft
	Custom Cuttable	4"
	Approved Location	Outdoor
Warranty	6 years	
Approvals	cETLus	

NOTE: Outdoor TAPE LIGHT comes with liquid-tight connectors pre-installed on both ends, so it is necessary to make the cuts starting from extremities. Cut pieces can be terminated, but not joined together.



PRODUCT CODES

20Ft spools
LTP - OD - 20 - RGB

ACCESSORIES




LTP-RGB-001-OD-6FT
72" Power feed connector for RGB outdoor



LV-FS-MC-004
Mounting clips



LV-FS-EC-001
End caps



LTP-010-S
Clear PVC mounting "U" channel



LT-WIFI-RM
4-Zone RGB+CCT Remote



LT-WIFI-CTRL
3 IN 1 LED Strip Controller (WiFi+2.4G)



LT-WIFI-AMP
WiFi Signal Amplifier for RGB, RGBW, CCT

NOTE: See page 36-37 for the complete range of aluminum extrusions.

NON DIMMABLE DRIVERS

LEDDR-24-120W
Indoor/Outdoor driver
Max. recommended load 90W or 20' (6.1m) per single tap, 120W or 27' (8.23m) combined two secondary taps.
120W hardwire
Input: 100 - 240V AC
Output: 24V DC
10" x 3 3/8" x 3 3/16" (254 x 85.7 x 80.9mm)