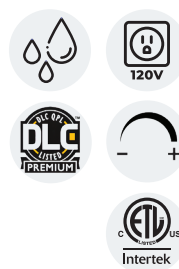


# Commercial Bollards

Engineered for outdoor resilience, bollard lights provide efficient, low-glare lighting, perfect for enhancing visibility and ambiance in landscape areas.



## FEATURES

- 3 base heights and 2 head options
- Input voltage range: 120-347V AC
- High efficiency: >92% power efficiency
- Dimmable: 0-10V dimming
- Surge protection: 4KV/6KV
- Tunable CCT: 3000/4000/5000K
- Wide beam angle: 110°x105°
- Durable build: IP65 rating, die-cast aluminum housing
- Long lifespan: >50,000 hours
- Certifications: ETL/DLC 5.1 premium
- Warranty: 5 years

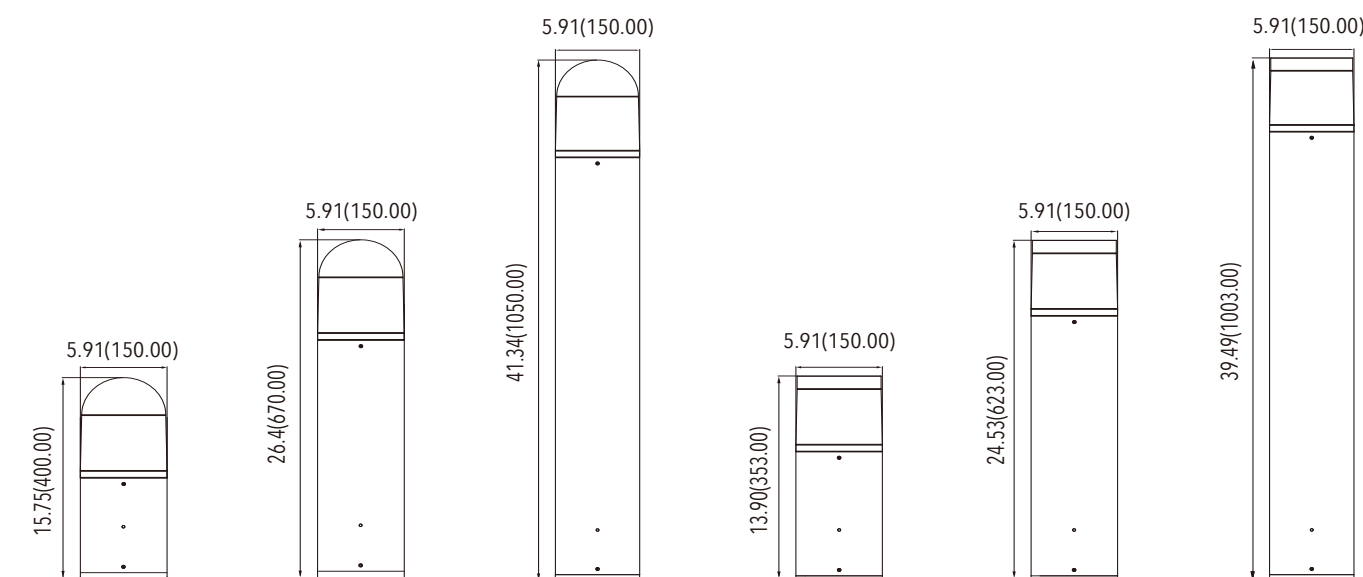
## APPLICATIONS

- Pathways and walkways
- Gardens and flower beds
- Driveways and entrances
- Outdoor seating areas
- Pool decks and water features
- Perimeter and boundary lighting



SPECIFICATIONS				
Product Code	Head	WF-CB-MV-H-RMW (Round)		WF-CB-MV-H-FMW (Flat)
	Body	WF-CB-MV-BD1050	WF-CB-MV-BD670	WF-CB-MV-BD400
Electrical	Input Voltage	120-347V AC		
	Power Consumption	25/20/15/8W		
Specs	Colour Temperature	3000/4000/5000K (TUNABLE)		
	CRI	>70		
	Lumens	3,125/2,500/1,875/1,000LM		
	Efficacy	125 LM/W		
	Dimmable	0-10V		
	Beam Angle	110° x 105°		
LED	Type	3030		
	Life Span	>50,000 Hours		
Design	Dimensions (Inches)	R: H= 41.34"   F: H = 39.49"	R: H= 26.4"   F: H = 24.53"	R: H= 15.75"   F: H = 13.90"
		W= 5.91"		
	Dimensions (Millimeters)	R: H= 1050mm   F: H = 1003mm	R: H= 670mm   F: H = 623mm	R: H= 400mm   F: H = 353mm
		W= 150mm		
Finish	Black			
Material	Die-cast Aluminum			
Operating Temperature	-40°F to 104°F (-40°C to +40°C)			
Approved Location	Outdoor			
Mounting	N/A			
Warranty	5 years			


## DIAGRAM



## ACCESSORIES



**WF-CB-SP**  
Surge Protector



**WF-CB-MT**  
Anchor Bolt Carrier

NOTE: Fixture Head (Round or Flat) and Body are to be ordered separately.